



MOTOTRBO R7 SERIES TWO-WAY RADIO ACCESSORIES

**UNLEASH THE POWER
OF YOUR RADIO**



TABLE OF CONTENTS

MOTOTRBO R7 PORTABLE RADIO ACCESSORIES	3
Remote Speaker Microphones (RSM)	4
Operations Critical Wireless Bluetooth Accessories	5
Surveillance Accessories and Earpieces	6
Remote Speaker Microphones Accessories with Standard 3.5mm Jack	6
Surveillance Accessory Replacement Kits	7
Remote Speaker Microphones Replacement Kits	7
Headsets	8
3M Peltor Headsets	8
PTT Adapter Configurations	8
Batteries	9
Charging Solutions (Single Unit)	9
Charging Solutions Replacement Kits	10
Vehicle Charging Solutions	10
Charging Solutions (Multi-Unit)	11
IMPRES Battery Management Tools	12
Carry Solutions	13
Programming Cables	13
Antennas	14
Antennas Accessories	14





MOTOTRBO R7 PORTABLE RADIO ACCESSORIES



MOTOTRBO R7 RADIO ACCESSORIES

REMOTE SPEAKER MICROPHONES

The MOTOTRBO R7 has a re-engineered accessory port that adds more robustness and longevity when connected to remote speaker microphones and other compatible accessories.

COMPATIBILITY		ACCESSORY		FEATURES							
PORTABLE RADIOS	DESCRIPTION	PART NUMBER	IMPRES	INTELLIGENT AUDIO	WINDPORTING, NOISE-CANCELLING OR DUAL MIC. NOISE SUPPRESSION	SYSTEM VOLUME CONTROL (STEPS)	PROGRAMMABLE BUTTON	AUDIO JACK (3.5 MM)	IP RATING	HAZLOC CAPABLE**	DIMENSIONS (MM) H X W X D
 R7	 RM780 IMPRES Windporting Remote Speaker Microphone, large, work-when-wet, IP68	PMMN4128	•	•	Windporting with noise suppression	•	2 programmable + 1 emergency	•	IP68	UL	Large 77 x 58 x 25 (without clip)
	 RM760 IMPRES Windporting Remote Speaker Microphone, large basic, work-when-wet, IP68	PMMN4140	•	•	Windporting with noise suppression			•	IP68	UL	Large 77 x 58 x 25 (without clip)
	 RM730 IMPRES Windporting Remote Speaker Microphone, small, IP68	PMMN4131	•	•	Windporting with noise suppression		Emergency	•	IP68	UL	Small 70 x 55 x 22 (without clip)

**HazLoc Details: For more information on which accessories are approved by Underwriters' Laboratory (UL) with certain MOTOTRBO models, please consult the manual provided with each UL-approved MOTOTRBO portable.

LOUD AND CLEAR AUDIO

When pairing a RM780, RM760, or RM730 Remote Speaker Microphone with the R7 radio, the enhanced single input noise cancelling feature will suppress the background noise for clearer communication.

Innovative audio technology enables you to hear and be heard over crowd noise, machinery and blaring sirens. Motorola Solutions' Wind and Water Shielding technology ensures audio is loud and clear.

Rugged and dependable, the RM Series Remote Speaker Microphones are IP68 rated for use in harsh environments and weather. The RM780 and RM760 also meet the work-when-wet requirements having enhanced water drainage and top quality materials to ensure you get the best audio experience.

INTELLIGENT AUDIO: YOUR CALLS, ALWAYS AT THE PERFECT VOLUME

Set your volume once and depend on your accessory to listen for changes in background noise, adjusting the volume automatically.



New GCAI Mini Connector
Compact wired accessory connector





RM780 RSM



MOTOTRBO R7 RADIO ACCESSORIES

REMOTE SPEAKER MICROPHONE WITH LARGE FRONT PTT

The NS750 IMPRES Remote Speaker Microphone (RSM) is built for frontline workers in tough, loud, mission critical environments. It is built with windporting microphones that cancel the mechanical effects that wind has on the microphone. With the additional advantage of an omnidirectional microphone, it is able to capture noise from every direction. Smart audio switching allows audio to be easily switched between the RSM audio and the secondary earpiece or headset.

COMPATIBILITY		ACCESSORY		FEATURES								
PORTABLE RADIOS	DESCRIPTION	PART NUMBER	IMPRES	INTELLIGENT AUDIO*	WINDPORTING, NOISE-CANCELLING OR DUAL MIC. NOISE SUPPRESSION	AUDIO SWITCHING KNOB	PROGRAMMABLE BUTTON	AUDIO JACK (3.5 MM)	IP RATING	HAZLOC CAPABLE**	DIMENSIONS (MM) H X W X D RSM Head Only	CABLE LENGTH
R7	 NS750 IMPRES Omni-Directional Remote Speaker Microphone with Large Front PTT and Side PTT (Long Cable)	PMMN4150	•	•	Windporting	•	1 programmable + 1 emergency	Nexus and 3.5mm locking	IP68	UL	68mm (W) x 94mm (H) x 29mm (D)	490mm (resting position), 1700mm (full length)
	 NS750 IMPRES Omni-Directional Remote Speaker Microphone with Large Front PTT and Side PTT (Short Cable)	PMMN4151	•	•	Windporting	•	1 programmable + 1 emergency	Nexus and 3.5mm locking	IP68	UL	68mm (W) x 94mm (H) x 29mm (D)	250mm (resting position), 480mm (full length)

* Through MOTOTRBO radio software configuration.

** HazLoc Details: For more information on which accessories are approved by Underwriters' Laboratory (UL) with certain MOTOTRBO models, please consult the manual provided with each UL-approved MOTOTRBO portable.

LARGE, TEXTURED, FRONT AND SIDE PUSH-TO TALK BUTTONS

In high stress situations, communication with the NS750 is seamless; this RSM has both a traditional side PTT button and a large front-facing PTT button, so you don't have to fumble with your device to deliver key information. And, if you're in a low-visibility environment, the NS750's high impact green detailing makes the device easy to see.

INTELLIGENT AUDIO: YOUR CALLS, ALWAYS AT THE PERFECT VOLUME

Set your volume once and depend on your accessory to listen for changes in background noise, adjusting the volume automatically.







SMART AUDIO SWITCHING

Eliminate toggling difficulties among multiple accessories with the NS750's smart audio switching functionality, located on an easily accessible button to save you both time and effort.







COLOUR IDENTIFICATION LABELS

Further organise your devices across your workforce with the NS750's colour identification labels, making it easier to separate and understand various teams, functions or roles.

SECONDARY AUDIO ACCESSORIES (SAA)

	PMLN8266 3M™ Neckband Headset w/Nexus
	PMLN8265 3M™ Peltor Headband Headset w/Nexus Connector
	PMLN8267 3M™ Peltor Hard Hat Headset Attachment w/Nexus Connector
	GMMN4584 SAVOX HC-2 Helmet-com Unit Bone Conduction Mic/Dual Speaker
	GMMN4585 SAVOX HC-1 Helmet-com Unit Bone Conduction Mic/Single Speaker
	PMLN7188 3.5mm Audio Jack Earpiece with Clear Comfort Tube

ADD ON ACCESSORIES/REPLACEMENT PARTS



	PMLN8464 Green Color Identification Labels for NS750 (10 pcs/pack)
	PMLN8465 Blue Color Identification Labels for NS750 (10 pcs/ pack)
	PMLN8466 Red Color Identification Labels for NS750 (10 pcs/ pack)
	PMLN8468 Yellow Color Identification Labels for NS750 (10 pcs/pack)
	PMLN8469 Silver Color Identification Labels for NS750 (10 pcs/pack)
	PMLN8523 Orange Color Identification Labels for NS750 (10 pcs/pack)
	0104068J78 Replacement Swivel Clip





MOTOTRBO R7 RADIO ACCESSORIES

OPERATIONS CRITICAL WIRELESS BLUETOOTH® ACCESSORIES

COMPATIBILITY		ACCESSORY	FEATURES												VERTICAL MARKETS: Recommendations based on typical use case for each vertical listed.						
PORTABLE RADIOS	DESCRIPTION	PART NUMBER	EARPIECE TYPE	MICROPHONE	PTT	TALK TIME (HOURS) 5/5/90 DUTY CYCLE	CHARGE TIME (HOURS)	WEIGHT (GRAMS)	DIMENSIONS (MM) H X L X D	OPERATIONS CRITICAL / ENHANCED OPERATIONS CRITICAL	TOUCH / STANDARD PAIRING	RANGE (FEET LINE OF SIGHT)	IP RATING	HAZLOC CAPABLE**	TRANSPORTATION AND LOGISTICS	MANUFACTURING AND CONSTRUCTION	UTILITIES OR PUBLIC SERVICE	OIL AND GAS	PRIVATE SECURITY	HOSPITALITY AND RETAIL	EDUCATION (CAMPUSES)
 R7	 WM500 Wireless Remote Speaker Microphone (compatible with PMLN7560 3.5mm earpiece). Requires firmware R04.00.00 or newer.	PMMN4127	N/A	Omni directional, Windporting	On Microphone	18	2	128	80 x 57.5 x 24.5	Operations Critical	STANDARD	30	IP67	N/A	•	•	•	•	•	•	•



















Verify the firmware on the WM500 RSM and update the firmware to R04.00.00 by downloading the Accessory Manager App, found in the Google Play Store or Apple App store.



Scan QR Code to download the Accessory Manager Application




MOTOTRBO R7 RADIO ACCESSORIES

SURVEILLANCE ACCESSORIES AND EARPIECES

COMPATIBILITY		ACCESSORY		FEATURES						VERTICAL MARKETS: Recommendations based on typical use case for each vertical listed.						
PORTABLE RADIOS	DESCRIPTION	PART NUMBER	IMPRES	INTELLIGENT AUDIO	EARPIECE TYPE	MICROPHONE	PTT	PROGRAMMABLE BUTTON	HAZLOC CAPABLE**	TRANSPORTATION AND LOGISTICS	MANUFACTURING AND CONSTRUCTION	UTILITIES OR PUBLIC SERVICE	OIL AND GAS	PRIVATE SECURITY	HOSPITALITY AND RETAIL	EDUCATION (CAMPUSES)
 <p>R7</p>	 <p>IMPRES™ 1-Wire Surveillance Kit with Translucent Tube, Loud Audio, Black</p>	PMLN8341	•	•	Clear Rubber Eartip				UL	•	•	•		•	•	•
	 <p>IMPRES™ 2-Wire Surveillance Kit with Translucent Tube, Loud Audio, Black</p>	PMLN8342	•	•	Clear Rubber Eartip				UL	•	•	•		•	•	•
	 <p>IMPRES™ 3-Wire Surveillance Kit with Translucent Tube, Loud Audio, Black</p>	PMLN8343	•	•	Clear Rubber Eartip				UL	•	•	•		•	•	•
	 <p>IMPRES™ 2-Wire Swivel Earhook with Removable Eartip, Loud Audio, Black</p>	PMLN8295	•	•	Removable Black Rubber Eartip				UL	•	•	•		•	•	•
	 <p>IMPRES™ 1-Wire Single Earbud with Removable Earhook, Loud Audio, Black</p>	PMLN8337	•	•	Single Earbud					•	•	•		•	•	•

REMOTE SPEAKER MICROPHONES ACCESSORIES WITH STANDARD 3.5MM JACK









These earpieces give you the flexibility to receive radio communications more discreetly.

COMPATIBILITY		ACCESSORY		FEATURES	
PORTABLE RADIOS	DESCRIPTION	PART NUMBER	EARPIECE TYPE	HAZLOC CAPABLE**	
 <p>R7</p>	 <p>Receive-Only Earpiece with Translucent Tube, Loud Audio (for PMMN4128, PMMN4131, PMMN4140)</p>	PMLN8120	Clear Rubber Eartip	UL	
	 <p>Receive-Only Earpiece with Translucent Tube and Rubber Eartip (for PMMN4127)</p>	PMLN7560	Clear Rubber Eartip		







**HazLoc Details: For more information on which accessories are approved by Underwriters' Laboratory (UL) with certain MOTOTRBO models, please consult the manual provided with each UL-approved MOTOTRBO portable.

MOTOTRBO R7 RADIO ACCESSORIES

SURVEILLANCE ACCESSORY REPLACEMENT KITS

COMPATIBILITY		ACCESSORY		FEATURES	
PORTABLE RADIOS	DESCRIPTION	PART NUMBER	EARPIECE TYPE	COMPATIBLE EARPIECE	
 <p>R7</p>	 <p>Replacement Quick Disconnect Translucent Tube with Clear Rubber Eartip</p>	PMLN8092	Clear Rubber Eartip	PMLN8120 PMLN8341	PMLN8342 PMLN8343
	 <p>Replacement Rubber Eartip, Small (5 per pack)</p>	PMLN8068	Black Rubber Eartip	PMLN8295	
	 <p>Replacement Rubber Eartip, Medium (5 per pack)</p>	PMLN8069			
	 <p>Replacement Rubber Eartip, Large (5 per pack)</p>	PMLN8070			
	 <p>Replacement Rubber Sleeve, Small (25 per pack)</p>	PMLN8363	Black Rubber Sleeve Clear Rubber Eartip	PMLN8337	
	 <p>Replacement Rubber Sleeve, Medium (25 per pack)</p>	PMLN8364			
	 <p>Replacement Rubber Sleeve, Large (25 per pack)</p>	PMLN8365			




REMOTE SPEAKER MICROPHONES REPLACEMENT KITS

COMPATIBILITY		ACCESSORY	
PORTABLE RADIOS	DESCRIPTION	PART NUMBER	
 <p>R7</p>	 <p>Replacement Coil Cord Kit for PMMN4128, PMMN4131, PMMN4140</p>	PMKN4232	
	 <p>Low Profile Swivel Clip for PMMN4128, PMMN4131, PMMN4140</p>	PMLN8121	
	 <p>Replacement Dust Cover (10 per pack) for PMMN4128, PMMN4140</p>	PMLN8122	
	 <p>Replacement Dust Cover (10 per pack) for PMMN4131</p>	PMLN8253	
	 <p>Peter Jones Klick Fast Stud for PMMN4128, PMMN4131, PMMN4140 (can be used instead of the RSM low profile swivel clip)</p>	PMLN8475	





HEADSETS

COMPATIBILITY	ACCESSORY		FEATURES									VERTICAL MARKETS: Recommendations based on typical use case for each verticals listed.						
PORTABLE RADIOS	DESCRIPTION	PART NUMBER	HEADSET TYPE	EARPIECE STYLE	IMPRES	INTELLIGENT AUDIO	NOISE REDUCTION RATING	MICROPHONE	PTT	WEIGHT	HAZLOC CAPABLE**	TRANSPORTATION AND LOGISTICS	MANUFACTURING AND CONSTRUCTION	UTILITIES OR PUBLIC SERVICE	OIL AND GAS	PRIVATE SECURITY	HOSPITALITY AND RETAIL	EDUCATION (CAMPUSES)
 R7	 Heavy Duty Behind-the-Head Headset with Noise-Cancelling Boom Microphone (See user guide for replacement parts)	PMLN8085	Behind-the-Head	Dual-Muff	•	•	24 dB	Boom	On Ear Cup	Heavy Duty	UL	•	•	•	•			
	 Heavy Duty Over-the-Head Headset with Noise-Cancelling Boom Microphone (See user guide for replacement parts)	PMLN8086	Over-the-Head	Dual-Muff	•	•	24 dB	Boom	On Ear Cup	Heavy Duty	UL	UL	•	•	•	•		






**HazLoc Details: For more information on which accessories are approved by Underwriters' Laboratory (UL) with certain MOTOTRBO models, please consult the manual provided with each UL-approved MOTOTRBO portable.

3M PELTOR HEADSETS

The 3M Peltor CH-3 Series is designed for industrial users working in high noise environments.

COMPATIBILITY	ACCESSORY		FEATURES							VERTICAL MARKETS: Recommendations based on typical use case for each vertical listed.						
PORTABLE RADIOS	DESCRIPTION	PART NUMBER	HEADSET TYPE	CONNECTOR TYPE	SPEAKER	NOISE REDUCTION RATING (NRR)	MICROPHONE	PTT (MOTOTRBO)	HAZLOC CAPABLE**	TRANSPORTATION AND LOGISTICS	MANUFACTURING AND CONSTRUCTION	UTILITIES OR PUBLIC SERVICE	OIL AND GAS	PRIVATE SECURITY	HOSPITALITY AND RETAIL	EDUCATION (CAMPUSES)

PTT ADAPTER CONFIGURATIONS






 R7	 CH-3 Series Over-the-Head Headset with Nexus Connector (See user guide for replacement parts)	PMLN8265	Over-the-Head	Nexus	Dual-Ear	26 dB	Boom	Requires PTT Adapter PMLN8297		•	•	•	•			
	 CH-3 Series Neckband Headset with Nexus Connector (See user guide for replacement parts)	PMLN8266	Neckband	Nexus	Dual-Ear	24 dB	Boom	Requires PTT Adapter PMLN8297		•	•	•	•			
	 CH-3 Series Hard Hat Attached with Nexus Connector (Hat not included) (See user guide for replacement parts)	PMLN8267	Hard Hat Attached	Nexus	Dual-Ear	24 dB	Boom	Requires PTT Adapter PMLN8297		•	•	•	•			
	 PTT Nexus Adapter (Requires headset - options listed above)	PMLN8297	N/A	N/A	N/A	N/A	N/A	N/A	N/A		•	•	•	•		

MOTOTRBO R7 RADIO ACCESSORIES

[Back to contents](#)

BATTERIES

Slim, high capacity batteries, powered by new lithium cells. Our batteries are uniquely designed and rigorously tested, not compromising on quality.



COMPATIBILITY		ACCESSORY		FEATURES						
PORTABLE RADIOS	DESCRIPTION	PART NUMBER	IMPRES*	CHEMISTRY	TYPICAL CAPACITY (mAh)	DIMENSIONS (MM) H X L X D	WEIGHT (GRAMS)	HAZLOC CAPABLE**	IP RATING	OPERATING TEMPERATURE (DISCHARGE)
 R7	 Motorola Original Li-Ion 2450mAh IP68 Battery	PMNN4808		Li-Ion	2450	116 x 55 x 23	148		IP68	-20°C to +60°C
	 IMPRES Li-Ion 2200mAh IP68 Slim Battery	PMNN4807	•	Li-Ion	2200	116 x 55 x 17	118		IP68	-20°C to +60°C
	 IMPRES Li-Ion 2850mAh IP68 Slim Battery	PMNN4809	•	Li-Ion	2850	116 x 55 x 17	135		IP68	-20°C to +60°C
	 IMPRES Li-Ion 3200mAh IP68 TIA4950 Battery	PMNN4810	•	Li-Ion	3200	116 x 55 x 23	168	UL	IP68	-20°C to +60°C

* MOTOTRBO R7 IMPRES batteries include a self-calibration feature when used with IMPRES Single-Unit Charger and IMPRES 2 Multi-Unit Fast Charger (SW ver V2.00 and above) listed under Charging Solutions for MOTOTRBO R7.

** HAZLOC details: For more information on which accessories are approved by Underwriters' Laboratory (UL) with certain MOTOTRBO models, please consult the manual provided with each UL- approved MOTOTRBO portable.

CHARGING SOLUTIONS

Choose from a variety of solutions including single-unit, multi-unit, travel and in-vehicle chargers and be confident your radio is charged and ready to go the moment you need it. Charge a single battery or while it is attached to your R7 radio.

COMPATIBILITY		ACCESSORY			FEATURES			
PORTABLE RADIOS	DESCRIPTION	PART NUMBER	IMPRES	CHEMISTRY	POWER SOURCE	DIMENSIONS (MM) H X L X D	NUMBER OF POCKETS	
 R7	 IMPRES Single-Unit Charger, EURO Plug	PMPN4577A	•	Li-Ion, NiMH	240 VAC	51 x 88 x 94	1	
	IMPRES Single-Unit Charger, UK Plug	PMPN4572A	•	Li-Ion, NiMH	240 VAC	51 x 88 x 94	1	
	IMPRES Single-Unit Charger, US Plug	PMPN4576A	•	Li-Ion, NiMH	120 VAC	51 x 88 x 94	1	

WHAT IS IMPRES SELF-CALIBRATION?



IMPRES batteries with self calibration feature can be identified through this logo on the battery label. These batteries do not require long hours of IMPRES calibration or recondition process, when charged with:

- IMPRES Single Unit Charger
- IMPRES 2 Multi Unit Charger (SW ver V2.00* and above)

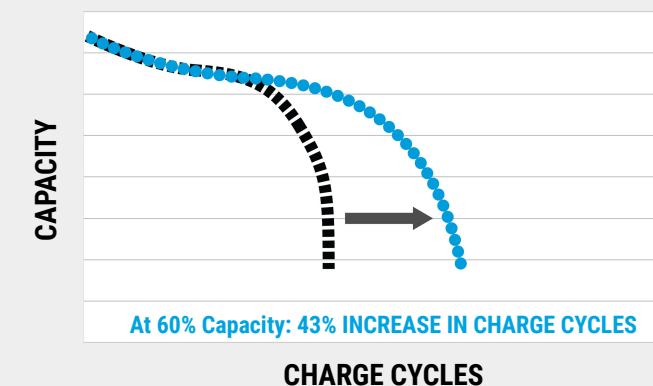


* If the R7 IMPRES battery is initially inserted into the charger with older software, it will begin the initialization process with a solid yellow indication. Do not remove the battery from the charger until the charger indicates solid green. This process may take up to 8 hours.

HOW DO IMPRES BATTERIES AND CHARGERS SAVE MONEY?


They reduce the number of spare batteries you would need to buy and increase the time before you need replacements. Only IMPRES batteries can be charged 150 additional times versus a standard battery – a 43% increase in charge cycles. If you charge radios two to three times a week, you will get more than an extra year out of every IMPRES battery.

ONLY IMPRES BATTERIES CAN BE CHARGED 150 TIMES MORE THAN STANDARD BATTERIES AND LAST 43% LONGER






MOTOTRBO R7 RADIO ACCESSORIES

CHARGING SOLUTIONS REPLACEMENT KITS

ACCESSORY			FEATURES				
DESCRIPTION	PART NUMBER	IMPRES	CHEMISTRY	POWER SOURCE	DIMENSIONS (MM) H X L X D	NUMBER OF POCKETS	
 <p>R7</p>	Replacement Power Supply for IMPRES Single-Unit Charger, EURO Plug	PS000037A02			240 VAC		
	Replacement Power Supply for IMPRES Single-Unit Charger, UK Plug	PS000037A02			240 VAC		
	Replacement Power Supply for IMPRES Single-Unit Charger, US Plug	25009297001			120 VAC		









VEHICLE CHARGING SOLUTIONS

COMPATIBILITY	ACCESSORY		FEATURES				
PORTABLE RADIOS	DESCRIPTION	PART NUMBER	IMPRES	CHEMISTRY	POWER SOURCE	DIMENSIONS (MM) H X L X D	NUMBER OF POCKETS
 <p>R7</p>	 <p>IMPRES Single-Unit Rapid Rate Vehicular Charger, Heavy-Duty Permanent Mount</p>	NNTN7616	•	Li-Ion, NiMh	12 VDC (hardwire)	200 x 83 x 97	1
	 <p>Travel Charger, Rapid Rate with Voltage Regulated Adapter, Custom Charger Base, Mounting Bracket and Coil Cord</p>	NNTN8525		Li-Ion, NiMh	12 VDC Cigarette Lighter Adapter	58 x 64 x 67	1

MOTOTRBO R7 RADIO ACCESSORIES

CHARGING SOLUTIONS

Charge up to 6 R7 radios or batteries simultaneously with our IMPRES 2 Multi-Unit Fast Charger.

COMPATIBILITY	ACCESSORY		FEATURES				
PORTABLE RADIOS	DESCRIPTION	PART NUMBER	IMPRES	CHEMISTRY	POWER SOURCE	DIMENSIONS (MM) H X L X D	NUMBER OF POCKETS
 <p>R7</p>	 <p>IMPRES 2 Multi-Unit Fast Charger with 1 Display, EURO Plug</p>	PMPN4289	•	Li-Ion, NiMh	100-240 VAC	153 x 445 x 292	6
	 <p>IMPRES 2 Multi-Unit Fast Charger with 1 Display, UK Plug</p>	PMPN4290	•	Li-Ion, NiMh	100-240 VAC	153 x 445 x 292	6
	 <p>IMPRES 2 Multi-Unit Fast Charger with 1 Display, US Plug</p>	PMPN4284	•	Li-Ion, NiMh	100-240 VAC	153 x 445 x 292	6
	 <p>Wall Mount Bracket for IMPRES 2 Multi-Unit Charger</p>	BR000272A01					
	 <p>Interchangeable Charging Pocket</p>	AS000129A01					
	<p>Replacement Power Supply, 100-240 VAC without Power Cord</p>	PS000242A01			100-240 VAC		


ACCESSORY		FEATURES				
DESCRIPTION	PART NUMBER	IMPRES	CHEMISTRY	POWER SOURCE	DIMENSIONS (MM) H X L X D	NUMBER OF POCKETS
Power Cord for IMPRES 2 Multi-Unit Charger, EURO Plug	3087791G04				2300	
Power Cord for IMPRES 2 Multi-Unit Charger, UK Plug	3087791G07				2300	
Power Cord for IMPRES 2 Multi-Unit Charger, US Plug	3087791G01				2300	

*MUC Software version should be upgraded to v2.02. Chargers can be updated to the latest software version using the [MSI Charger Reprogrammer Software](#) – an installation guide is included in the software download package.



MOTOTRBO PORTABLE RADIO ACCESSORIES

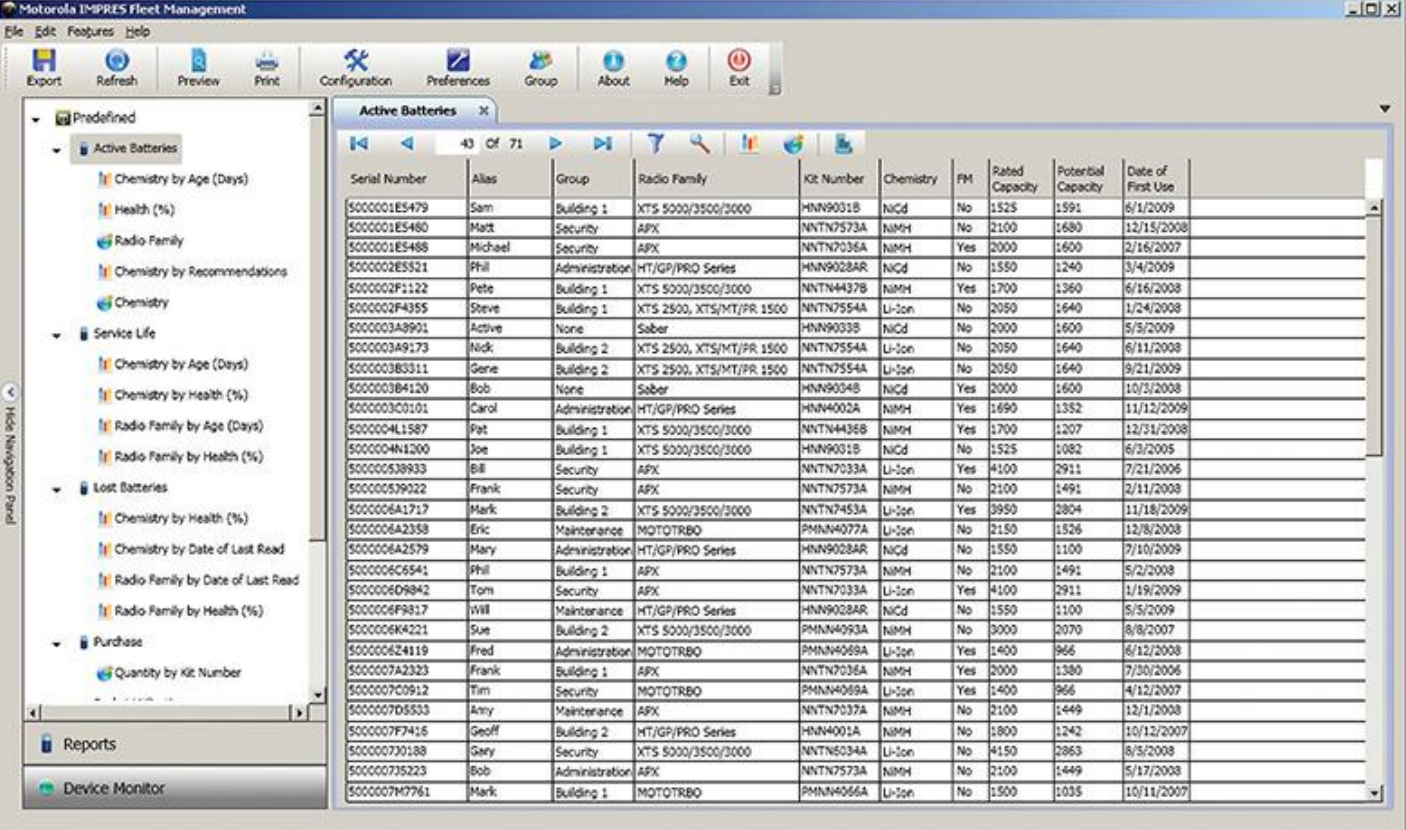
IMPRES BATTERY MANAGEMENT TOOLS

COMPATIBILITY	ACCESSORY	
PORTABLE RADIOS	DESCRIPTION	PART NUMBER
 R7	IMPRES Battery Fleet Management License Key, EMEA	HKVN4037
	IMPRES Battery Fleet Management Software for EMEA is available to download from Motorola Solutions' website on the IMPRES Battery Management Application page.	n/a

IMPRES BATTERY MANAGEMENT TOOLS

With the unique IMPRES Battery Fleet Management system, you can efficiently manage your batteries with real-time data not available with other manufacturers' batteries. Our easy-to-use software application shows you if there is enough capacity for a full shift, alert you to low capacity batteries, prevent downtime and eliminate disposing of batteries prematurely.

IMPRES BATTERY FLEET MANAGEMENT SOFTWARE REPORTS



Serial Number	Alias	Group	Radio Family	Kit Number	Chemistry	FM	Rated Capacity	Potential Capacity	Date of First Use
5000001E5479	Sam	Building 1	XTS 5000/3500/3000	HNN9001B	NiCd	No	1525	1591	6/1/2009
5000001E5480	Matt	Security	APX	NNTN7573A	NiMH	No	2100	1680	12/15/2008
5000001E5488	Michael	Security	APX	NNTN7036A	NiMH	Yes	2000	1600	2/16/2007
5000002E5521	Phil	Administration	HT/GP/PRO Series	HNN9028AR	NiCd	No	1550	1240	3/4/2009
5000002F1122	Pete	Building 1	XTS 5000/3500/3000	NNTN4437B	NiMH	Yes	1700	1360	6/16/2008
5000002F4355	Steve	Building 1	XTS 2500, XTS/MT/PR 1500	NNTN7554A	Li-Ion	No	2050	1640	1/24/2008
5000003A9901	Active	None	Saber	HNN9033B	NiCd	No	2000	1600	5/5/2009
5000003A9173	Nick	Building 2	XTS 2500, XTS/MT/PR 1500	NNTN7554A	Li-Ion	No	2050	1640	6/11/2008
5000003B3311	Gene	Building 2	XTS 2500, XTS/MT/PR 1500	NNTN7554A	Li-Ion	No	2050	1640	9/21/2009
5000003B4120	Bob	None	Saber	HNN9034B	NiCd	Yes	2000	1600	10/3/2008
5000003C0101	Carol	Administration	HT/GP/PRO Series	HNN4002A	NiMH	Yes	1690	1352	11/12/2009
5000004L1587	Pat	Building 1	XTS 5000/3500/3000	NNTN4436B	NiMH	Yes	1700	1207	12/31/2008
5000004N1200	Joe	Building 1	XTS 5000/3500/3000	HNN9001B	NiCd	No	1525	1082	6/3/2005
500000538933	Bill	Security	APX	NNTN7033A	Li-Ion	Yes	4100	2911	7/21/2006
500000539022	Frank	Security	APX	NNTN7573A	NiMH	No	2100	1491	2/11/2008
5000006A1717	Mark	Building 2	XTS 5000/3500/3000	NNTN7453A	Li-Ion	Yes	3950	2804	11/18/2009
5000006A2358	Eric	Maintenance	MOTOTRBO	PMNN4077A	Li-Ion	No	2150	1526	12/8/2008
5000006A2579	Mary	Administration	HT/GP/PRO Series	HNN9028AR	NiCd	No	1550	1100	7/10/2009
5000006C6541	Phil	Building 1	APX	NNTN7573A	NiMH	No	2100	1491	5/2/2008
5000006D9842	Tom	Security	APX	NNTN7033A	Li-Ion	Yes	4100	2911	1/19/2009
5000006F9817	Will	Maintenance	HT/GP/PRO Series	HNN9028AR	NiCd	No	1550	1100	5/5/2009
5000006K4221	Sue	Building 2	XTS 5000/3500/3000	PMNN4093A	NiMH	No	3000	2070	8/8/2007
5000006Z4119	Fred	Administration	MOTOTRBO	PMNN4058A	Li-Ion	Yes	1400	966	6/12/2008
5000007A2323	Frank	Building 1	APX	NNTN7036A	NiMH	Yes	2000	1380	7/20/2006
5000007C0912	Tim	Security	MOTOTRBO	PMNN4058A	Li-Ion	Yes	1400	966	4/12/2007
5000007D5533	Amy	Maintenance	APX	NNTN7037A	NiMH	No	2100	1449	12/1/2008
5000007F7416	Geoff	Building 2	HT/GP/PRO Series	HNN4001A	NiMH	No	1800	1242	10/12/2007
5000007J0188	Gary	Security	XTS 5000/3500/3000	NNTN5034A	Li-Ion	No	4150	2863	8/5/2008
5000007S223	Bob	Administration	APX	NNTN7573A	NiMH	No	2100	1449	5/17/2008
5000007M7761	Mark	Building 1	MOTOTRBO	PMNN4056A	Li-Ion	No	1500	1035	10/11/2007

IMPRES battery fleet management active battery report










MOTOTRBO R7 RADIO ACCESSORIES

CARRY SOLUTIONS



Secure your R7 radio with a variety of attachment options including high quality leather cases and belt clips.

COMPATIBILITY	ACCESSORY		FEATURES			
PORTABLE RADIOS	DESCRIPTION	PART NUMBER	MATERIAL	BELT LOOP / CLIP DIMENSION (INCHES)	SWIVEL / FIXED	DISPLAY / NON-DISPLAY
 R7	 Hard Leather Case with 2.5 inch Swivel Belt Loop (display model)	PMLN8300	Hard Leather	2.5	Swivel	Display
	 Hard Leather Case with 3 inch Fixed Belt Loop (display model)	PMLN8299	Hard Leather	3	Swivel	Display
	 Hard Leather Case with 3 inch Fixed Belt Loop (display model)	PMLN8301	Hard Leather	3	Fixed	Display
	 Hard Leather Case with 2.5 inch Swivel Belt Loop (non-display model)	PMLN8303	Hard Leather	2.5	Swivel	Non-Display
	 Hard Leather Case with 3 inch Swivel Belt Loop (non-display model)	PMLN8302	Hard Leather	3	Swivel	Non-Display
	 Hard Leather Case with 3 inch Fixed Belt Loop (non-display model)	PMLN8304	Hard Leather	3	Fixed	Non-Display
	 Replacement 2.5 inch Swivel Belt Loop	PMLN5610	Hard Leather	2.5	Swivel	Display/Non Display
	 Replacement 3 inch Leather Swivel Belt Loop	PMLN5611	Hard Leather	3	Swivel	Display/Non Display
	 Spring Action 2 inch Belt Clip	PMLN4651	Plastic	2		Display/Non Display
	 Spring Action 2.5 inch Belt Clip	PMLN7008	Plastic	2.5		Display/Non Display







COMPATIBILITY	ACCESSORY		FEATURES
PORTABLE RADIOS	DESCRIPTION	PART NUMBER	MATERIAL
 R7	 Waterproof Bag with Large Strap for Securely Carrying Motorola Two-Way Radios	HLN9985	
	 Universal Chest Pack with Radio Holder, Pen Holder and Velcro Secured Pouch	HLN6602	
	 Adjustable Nylon Carrying Strap	NTN5243	Nylon
	 Leather Radio Strap	RLN6486	Leather
	 Leather Radio Strap - XL	RLN6487	Leather
	 Anti-Sway Strap for Leather Radio Straps	RLN6488	Leather
	 Nylon Wrist Strap for Securely Carrying Motorola Two-Way Radios	PMLN6074	Nylon
	 Mini GCAI Dust Cover Whenever, accessory is not in use, users are advised to install dust cover	PMHN4429	Plastic

PROGRAMMING CABLES

COMPATIBILITY	ACCESSORY	
PORTABLE RADIOS	DESCRIPTION	PART NUMBER
 R7	 Mini GCAI Interface cable connects the radio to your computer through the USB port. Allows full rate data transfer such as audio recordings from the device to the computer.	PMKN4265




MOTOTRBO PORTABLE RADIO ACCESSORIES

ANTENNAS

COMPATIBILITY		ACCESSORY		FEATURES			
PORTABLE RADIOS	DESCRIPTION	PART NUMBER	UHF / VHF / (800/900 MHz)	FREQUENCY BAND (MHz)	LENGTH (CM)	TYPE	
 <p>R7</p>	 <p>UHF SHORT Stubby Antenna (400-450 MHz)</p>	AN000350A01	UHF	400-450	6	Short Stubby	
	 <p>UHF SHORT Stubby Antenna (400-527 MHz)</p>	AN000351A01	UHF	440-490	6	Short Stubby	
	 <p>UHF Stubby Wideband (400-527 MHz)</p>	AN000348A01	UHF	400-527	9	Stubby	

ANTENNAS ACCESSORIES

COMPATIBILITY		ACCESSORY	
PORTABLE RADIOS	DESCRIPTION	PART NUMBER	
 <p>R7</p>	 <p>Gray Antenna ID Bands (pack of 10pcs)</p>	32012144001	
	 <p>Yellow Antenna ID Bands (pack of 10pcs)</p>	32012144002	
	 <p>Green Antenna ID Bands (pack of 10pcs)</p>	32012144003	
	 <p>Blue Antenna ID Bands (pack of 10pcs)</p>	32012144004	
	 <p>Purple Antenna ID Bands (pack of 10pcs)</p>	32012144005	

COMPATIBILITY		ACCESSORY		FEATURES			
PORTABLE RADIOS	DESCRIPTION	PART NUMBER	UHF / VHF / (800/900 MHz)	FREQUENCY BAND (MHz)	LENGTH (CM)	TYPE	
 <p>R7</p>		UHF/GPS Combination Wideband Slim Whip Antenna (400-527 MHz)	PMAE4079	UHF	403-527	15	Whip
		VHF/GPS Combination Helical Antenna (136-155 MHz)	PMAD4117	VHF	136-155	15	Helical
		VHF/GPS Combination Helical Antenna (144-165 MHz)	PMAD4116	VHF	144-165	15	Helical
		VHF/GPS Combination Helical Antenna (152-174 MHz)	PMAD4118	VHF	152-174	15	Helical
		VHF/GPS Combination Wideband Slim Whip Antenna (400-527 MHz)	PMAD4147	VHF	136-174	20	Whip
		UHF/GPS Combination Stubby Antenna (400-450 MHz)	PMAE4069	UHF	403-450	11	Stubby
		UHF/GPS Combination Stubby Antenna (440-490 MHz)	PMAE4070	UHF	440-490	11	Stubby
		UHF/GPS Combination Stubby Antenna (470-527 MHz)	PMAE4071	UHF	470-527	11	Stubby
		VHF/GPS Combination Stubby Antenna (136-148 MHz)	PMAD4119	VHF	136-148	9	Stubby
		VHF/GPS Combination Stubby Antenna (146-160 MHz)	PMAD4120	VHF	146-160	9	Stubby
UHF/GPS Combination Stubby Antenna for the 403-433 MHz Range	PMAE4021	UHF	403-433	9	Stubby		



For more information on Motorola Solutions accessories,
visit motorolasolutions.com/mototrbo



Motorola Solutions Ltd. Nova South, 160 Victoria Street, London, SW1E 5LB, United Kingdom.
Availability is subject to individual country law and regulations. All specifications shown are typical unless otherwise stated and are subject to change without notice.

MOTOROLA, MOTO, MOTOROLA SOLUTIONS and the Stylized M Logo are trademarks or registered trademarks of Motorola Trademark Holdings, LLC and are used under license. All other trademarks are the property of their respective owners. © 2023 Motorola Solutions, Inc. All rights reserved. 07-2023

MOTOTRBO™
DIGITAL REMASTERED.